
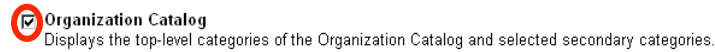


How to self-enroll in President's Cultural Scholarship Organization

- Select **Modify Content**

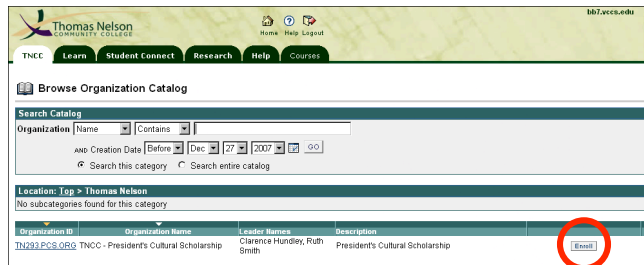


- Select **Organization Catalog**



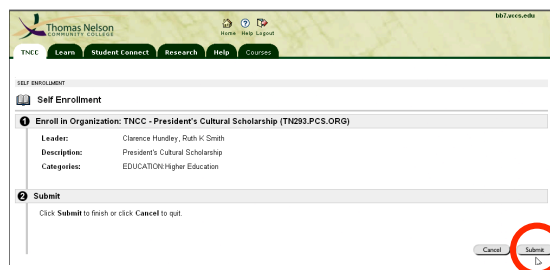
- Scroll to the bottom and click **Submit**

- From the TNCC tab (scroll down to bottom of left column) select TNCC folder; find **TN293.PCS.Org** (TNCC – President's Cultural Scholarship)



- Click **Enroll**

- Click **Submit**



- You should then see TNCC – President's Cultural Scholarship in the **My Organization** Module on the TNCC tab. Click on the red X in the **Organization Catalog** module to remove the module.

