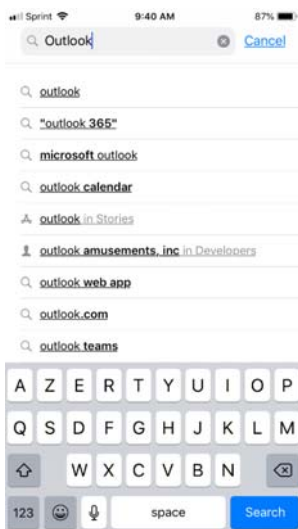


## Outlook App install for iPhone


1. Go to App Store on your iPhone by pressing the App Store icon



2. Select Search
3. In Search bar type **OUTLOOK**



4. Find **MICROSOFT OUTLOOK** App

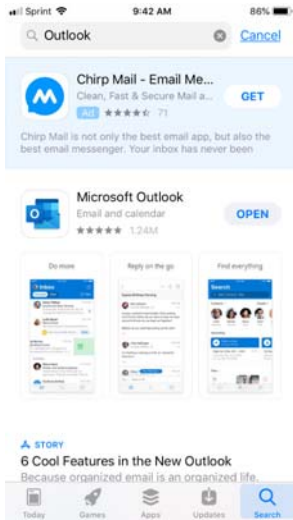


5. Select **GET** or the Download **CLOUD ICON**

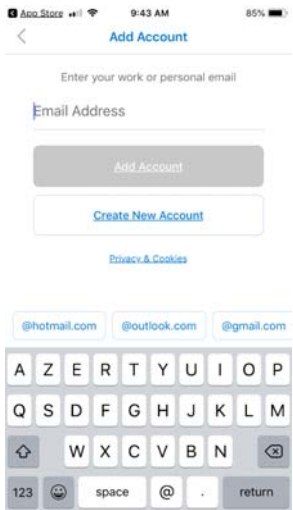


Is this the right "Get" icon for the iPhone?

6. Once download is complete you will see an **OPEN** icon



7. Press the **OPEN** icon
8. Once the App is open, select **SIGN-IN** and enter your **TNCC email** and **Network Password**



9. Once signed in, select **TURN ON** if you want notifications and **NO THANKS** if you do not want notifications

